

FOR RETAIL TRAINING PURPOSES

somfy®

Enjoy the  
**convenience**

of connected blinds and curtains



FOR INTERNAL USE ONLY

# SOMFY CURTAIN MOTOR TYPE



## Glydea™ ULTRA

- Available in **WT / DCT / RTS**
- **Ultra Silent** performance motor, for quiet areas such as toddler's room
- For large windows, i.e Living room, > 6m in Width and > 6m in Height
- Max. capacity to lift curtains up to **60 kg**
- Soft start & soft stop movements
- Adjustable speed from 7cm/s to 21cm/s
- Able to connect in parallel wiring for group control of few motors (WT)
- Touch Motion Feature, pull the curtain to start the motor



## Irismo™ Plus

- Available in **WT / DCT / RTS**
- Silent standard motor, for daily living areas
- For standard window, i.e bedroom, up to 6m in Width and Height
- Max. capacity to lift curtains up to **35 kg**
- Normal start & stop movements
- Standard average speed 15cm/s
- Able to connect in parallel wiring for group control of few motors (WT)
- Touch Motion Feature, pull the curtain to start the motor



## Irismo™ Plus Wirefree

- Available only in **RTS** wireless radio
- Battery operated, no need for electrical wiring works
- For standard window, i.e bedroom, up to 6m in Width and Height
- Max. capacity to lift curtain up to **35 kg**
- Touch motion, Manual override, end limits setting
- Rechargeable battery, with up to 6 months holding-charge



## NC 50 N2

- Available only in **RTL** wireless radio
- Basic curtain motor for daily use.
- Max. capacity to lift curtains up to **50 kg**
- Control / Operated by wireless "RTL radio"
- Standard average speed 15cm/s
- Touch Motion Feature, pull the curtain to start the motor

# GLYDEA™ ULTRA SERIES



**DRY TECHNOLOGY**



## Glydea™ ULTRA Series Features

### Glydea™ ULTRA WT

### Glydea™ ULTRA DCT

### Glydea™ ULTRA RTS

Glydea™ ULTRA Series Features	Glydea™ ULTRA WT	Glydea™ ULTRA DCT	Glydea™ ULTRA RTS
Silent Mode	✓	✓	✓
Speed Control & Adjustment	✓	✓	✓
Touch Motion	✗	✓	✓
Soft Start	✓	✓	✓
Soft Stop	✗	✓	✓
Manual Override	✓	✓	✓
Led Indicators	✓	✓	✓
Motor Direction Change	✓	✓	✓
Intermediate Position	✗	✓	✓
Adjustable End Limits	✓	✓	✓
Setting With Buttons On Motor	✓	✓	✓
Factory Reset	✓	✓	✓

# IRISMO™ PLUS



**DRY TECHNOLOGY**



## Irismo™ Plus Series Features

### Irismo™ PLUS WT

### Irismo™ PLUS DCT

### Irismo™ PLUS RTS

Irismo™ Plus Series Features	Irismo™ PLUS WT	Irismo™ PLUS DCT	Irismo™ PLUS RTS
Silent Mode	✗	✗	✗
Speed Control & Adjustment	✗	✗	✗
Touch Motion	✗	✓	✓
Soft Start	✗	✗	✗
Soft Stop	✗	✗	✗
Manual Override	✓	✓	✓
Led Indicators	✗	✗	✗
Motor Direction Change	✓	✓	✓
Intermediate Position	✗	✓	✓
Adjustable End Limits	✓	✓	✓
Setting With Buttons On Motor	✗	✗	✗
Factory Reset	✓	✓	✓

# TUBULAR MOTOR TYPE



## Sonesse 30

- **Quiet motor:**
- Wireless RTS motor, Li-ion battery rechargeable
- **Motor torque 2.0 Nm, motor normal speed 30rpm**
- Battery lifetime 6-9 months (base on daily 1-2 times operate)
- Regular speed and smooth motion with adjustable speed
- Soft start and soft stop
- For internal blind only



## Altus 28

- **Quiet motor:**
- Wireless RTS motor, Li-ion battery rechargeable
- **Motor torque 1.5 and 0.7 Nm, motor normal speed 28rpm**
- Battery lifetime 3-6 months (based on daily 1-2 times operate)
- Regular speed and smooth motion with adjustable speed (0.7Nm not applicable)
- Soft start and soft stop
- For internal blind only




## Sonesse 40

- **Quiet motor:**
- Ø40mm Radio motor with Integrated Radio Receiver (built-in)
- Electronic limit switch adjustment
- Terminal time: 5 mins
- **Modulis compatibility (RTS only)**
- No earth wire
- For internal blind only
- Average maximum lifting capacity around 30 kg




## Altus 40

- **Quiet motor:**
- Ø40mm Radio motor with Integrated Radio Receiver (built-in)
- Electronic limit switch adjustment
- Terminal time: 4 mins
- No earth wire
- For internal blind only
- Average maximum lifting capacity around 30 kg



## Sonesse 50


- **Quiet motor:**
- Ø50mm Radio motor with Integrated Radio Receiver (built-in)
- Electronic limit switch adjustment
- Terminal time: 4 mins
- **The radio motor (RTS) are not 'Modulis' compatible**
- For internal blind only
- Average maximum lifting capacity around 32 kg











## Altus 50

- **Quiet motor:**
- Ø50mm Radio motor with Integrated Radio Receiver (built-in)
- Electronic limit switch adjustment
- Terminal time: 4 mins
- For internal and external blind
- Average maximum lifting capacity around 160 kg

# NEW RETAIL OFFER



## TUBULAR MOTOR TYPES

-   
ROLLER BLINDS
-   
ROMAN BLINDS
-   
PLEATED & CELLULAR
-   
ZEBRA BLINDS
-   
SHEER HORIZONTAL SHADES
-   
VENETIAN BLINDS
-   
EXTERNAL BLINDS
-   
EXTERNAL SCREENS

Altus 28 Wirefree	✓	✓	✓	✓	✓			
Altus 40	✓			✓				
Altus 50	✓			✓		✓	✓	
Sonesse 30	✓	✓	✓	✓	✓	✓		
Sonesse 40	✓	✓		✓		✓		
Sonesse 50	✓	✓		✓		✓		



# RADIO TECHNOLOGY SOMFY (RTS) CONTROL TYPES

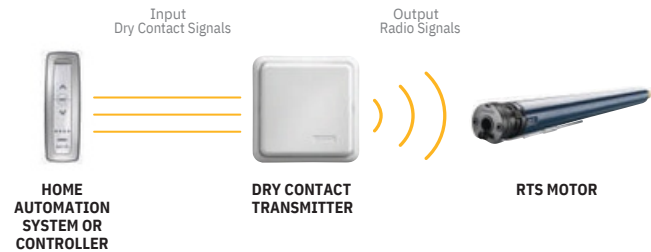


## Dry Contact Transmitter

- Radio Transmitter from busline control
- Will control 1 end-product or a group of end-products
- Indoor use

### How it works:

An external transmitter use with controller or Home Automation system that issue dry contact signals, for radio control.

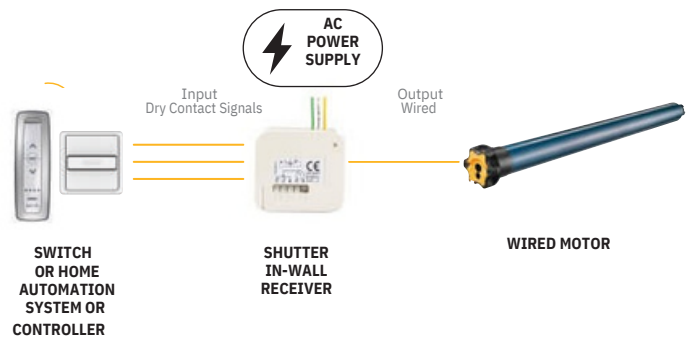


## Shutter In-wall Receiver

- Radio Receiver for one wired AC motor
- Max. 12 transmitters can be programmed
- Small size design for integration into the wall box behind a switch (45x41x19 mm)
- Option to connect a control switch or integrate to HA (dry contact)

### How it works:

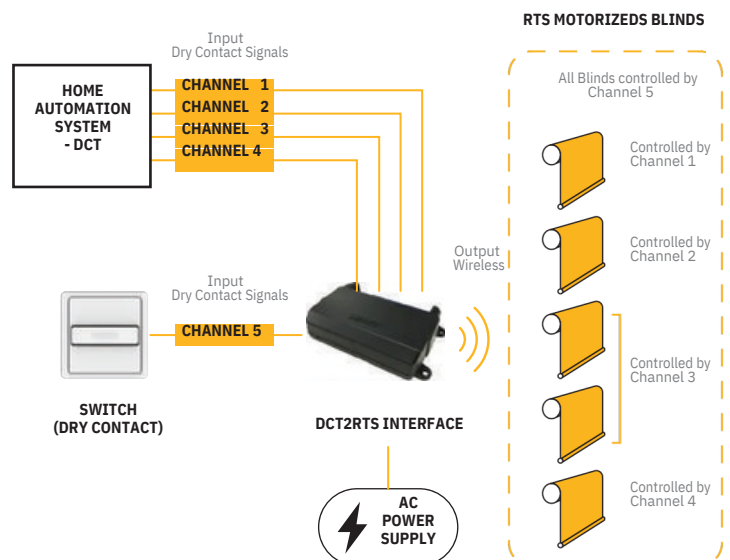
An external receiver use with wired motor, plus the option to connect in a switch.



## DCT2RTS Interface

- Provides communication / interface between 3rd-Party Home Automation system and Somfy RTS motors through "Dry Contact" inputs.
- Up to maximum 5 Dry-Contact inputs.
- Powered by 12Vdc ~ 24Vdc. (\*Power Adaptor not included)
- Radio Frequency: 433.42 MHz.
- Radio range: 20 meters with 2 walls.
- Dimension: .125 x 105 x 32 mm.

### How it works:





# SOMFY REMOTE CONTROL TYPE

## Situo Series Features

Situo Series Features	Situo 1	Situo 2	Situo 5	Situo 1 Variation	Situo 5 Variation
· Channel hand-held wireless remote control	1	2	5	1	5
· Control end-product or a group of end-products	1channel	2channel	4(channel)+1(group)	1 channel	4(channel)+1(group)
· Able to transmit up to max. 200m in Open Space, and 20m through 2 concrete walls	Yes	Yes	Yes	Yes	Yes
· Work with Venetian Blinds to have tilting function	No	No	No	Yes	Yes
· Available colour	4	4	4	2	2

## Situo Series



Pure

Silver

Gold

Rose Gold

## Situo Variation



Pure

Silver

## Telis 16

- 16 channels hand-held wireless remote control
- **Can control up to 16 motors, or groups of motors**
- Able to name channels, 7 characters + 1 number
- Able to assign 3 types of icon to channel
- Battery operated, AAA 1.5V x 2pcs. Battery low indication
- Available in 2 colours



Pure

Silver

## Telis 6 Chronis

- Can control up to 6 motors, or groups of motors
- Able to name channels
- Ability to program **6 timed functions** in a 24hr period
- Battery operated, AAA 1.5V x 2pcs. Battery low indication
- Available in 2 colours








Pure

Silver

# OVERVIEW OF AUTOMATION

## TAP INTO UNLIMITED POSSIBILITIES... WITH CONNEXOON

Control shades position, set timers, create routines, align the shades precisely, change slat angle and so much more...

-  Wake up gently to the sunrise
-  Set schedule for guaranteed privacy
-  Control your shades from anywhere, anytime
-  Use "Ambience" to align your shades with your mood
-  Adds the extra special element to your overall interior design








## EVEN SMARTER - CONTROL YOUR SHADES CONVENIENTLY BY VOICE!



Thanks to IFTTT, you can ask Alexa to launch your Connexoon ambiances. 

### Product Features

-  Customise up to 8 scenarios per user
-  Manage up to 8 timers for 7 days a week
-  Identify up to 30 channels, for as many Somfy connected shades in your home as you want.
-  Control a wide variety of window applications: roller blinds, curtains, venetian blinds, roman shades, cellular and zebra blinds
-  Can control Philips Hue as well!

### Easy Steps to Set Up Connexoon

DIY friendly without the need for a technician.

[1] Activate Connexoon online [www.somfy-connect.com](http://www.somfy-connect.com)

[2] Unbox and plug it in. Simple.



[3] Download the Connexoon App



[4] Follow our step-by-step wizard to link your shades with your app.

Find out more at [www.somfy.com.sg](http://www.somfy.com.sg)